Writing a timetable

Fill in this record of how you spent your day.

I got up at

I ate my breakfast at

I ate my lunch at

Then I

Then the rest of the day I

I went to bed at

Remember to take your homework to school to show your teacher.

Your teacher will give you this homework sheet back, so you can keep it at home to play again and again!

Ocean Maths Project

Finding time

Name .....

Children learn best about time by thinking about what they do each day at home and school. The games and activities here will help your child understand how we use clocks to measure time. Your child will practise:

- reading time on a clock face to half hours
- solving problems involving time

These activities get children exploring maths and discovering maths. You can help your child in their discoveries. Together you can enjoy the exciting world of maths.

Finding time

Use the clocks below to show all the times that you see in your home and on your way to and from school. Draw in the hands or write the numbers that you see.

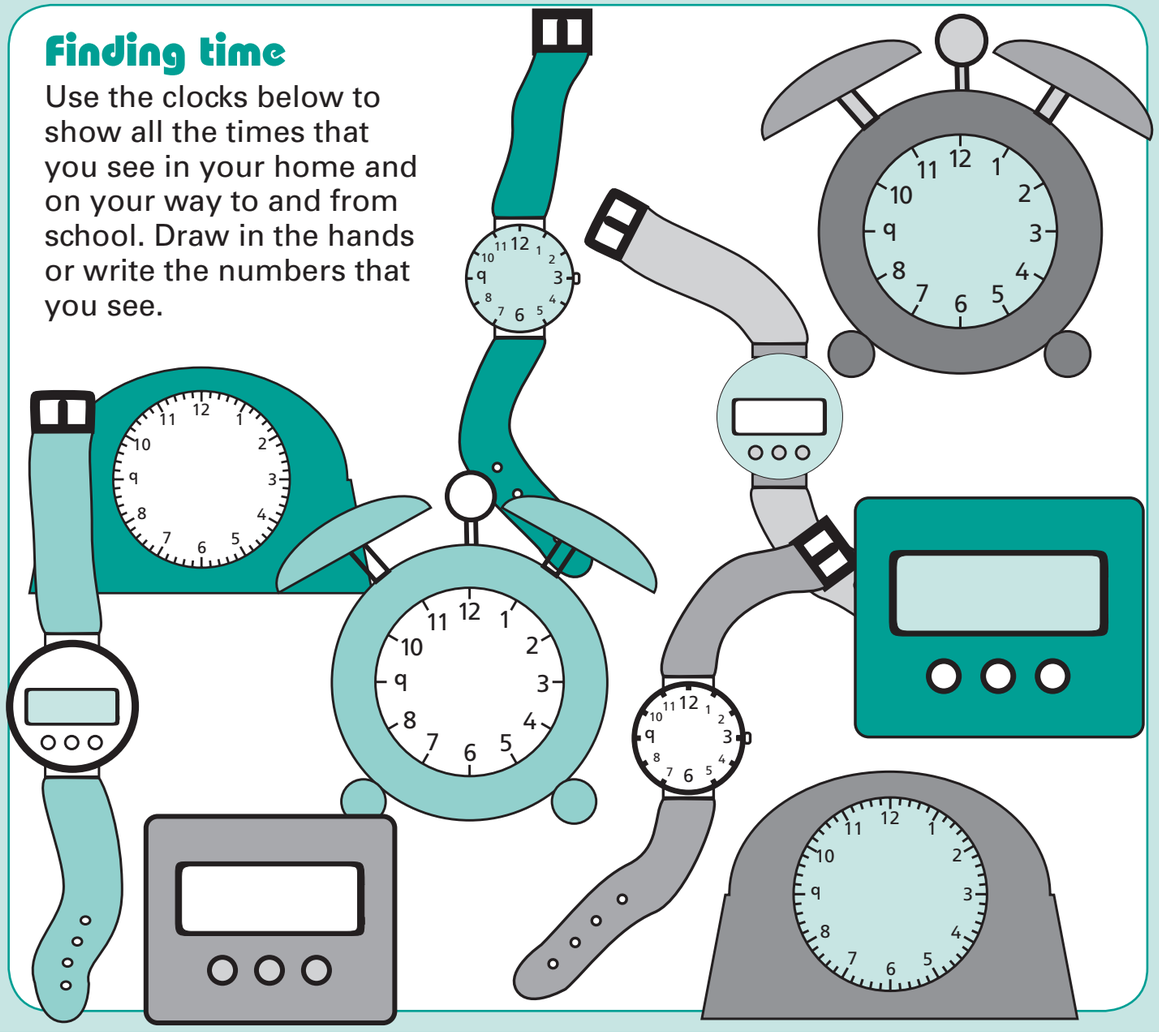

Telling the time

a game for 2 players

You need

- some counters (two colours)
- a pencil
- a paper clip

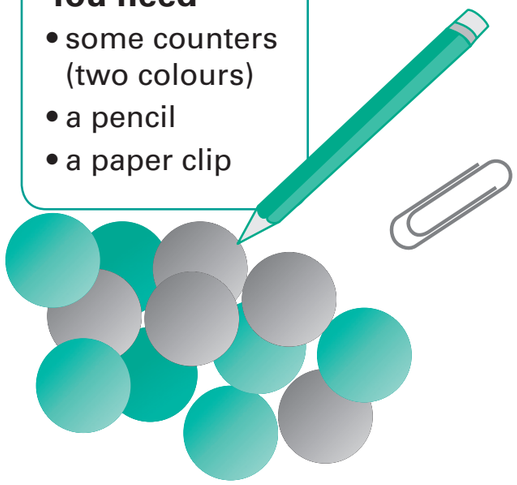

Take turns to

- spin the spinner and choose a clock with that time
- say the time it says
- put a counter of your colour on the clock

The first person to get three clocks in a line is the winner.

Challenge

Play the game again and this time, when it's your turn, you can choose to either put a counter on or take any counter off.

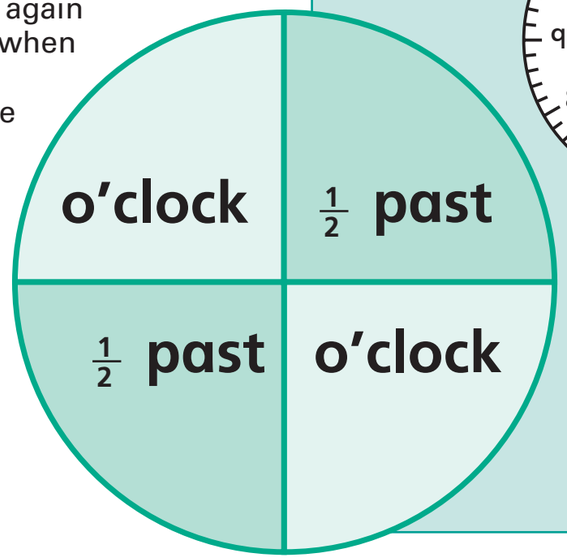



Remember to read the instructions before you play the game

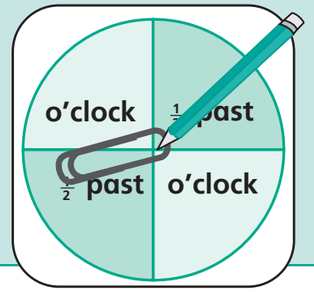

I played the game

with _____

Signed _____

1.C.5