Moves

Sal played Square moves. She moved this counter one step to the right.

It moved from (2,5) to (3,5)

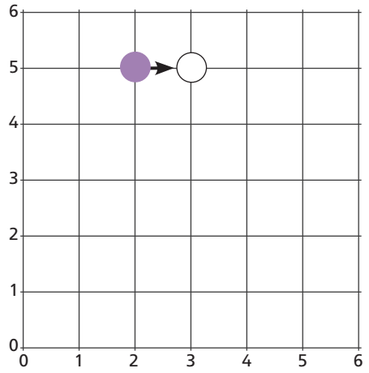

Move these counters one step downwards and write the coordinates.

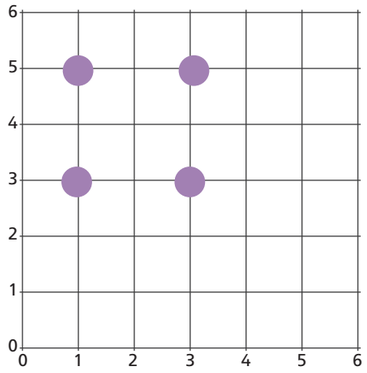

Co-ordinates now

(,)

(,)

(,)

(,)

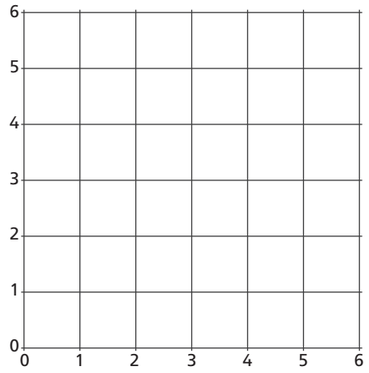

Co-ordinates after they have moved

(,)

(,)

(,)

(,)

Draw counters at (2,2) and (2,3) and (3,1). Then move them one step to the right.

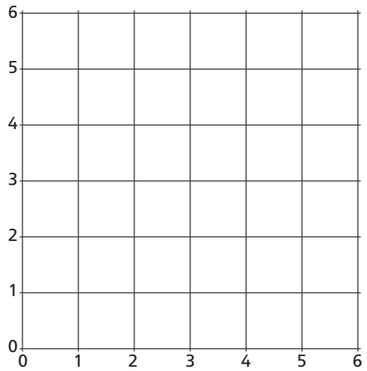

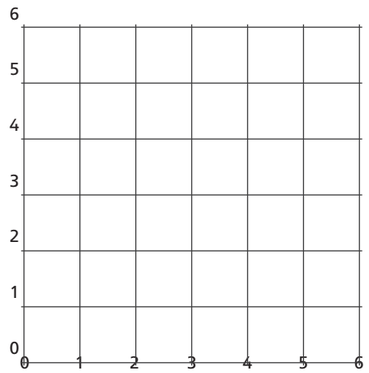

(,)

(,)

(,)

Remember to take your homework to school to show your teacher.

Your teacher will give you this homework sheet back, so you can keep it at home to play again and again!

Shape and space

Name .....

The games and activities on this homework sheet will help your child to practise:

- reflecting shapes
- using coordinates
- making translations

These activities give you the opportunity to get involved in your child's education and give them support and encouragement. You can see for yourself what sort of things your child learns at school, while helping them with their studies.

Mirrors

In each box the blue line is a mirror.

Check if the reflections have been drawn correctly. Tick the ones that are correct.

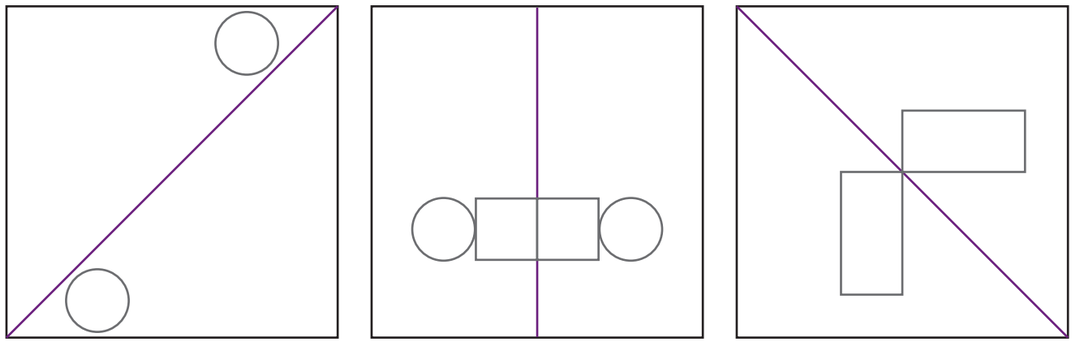

More mirrors

In each box the blue line is a mirror.

Draw the reflection in each box.

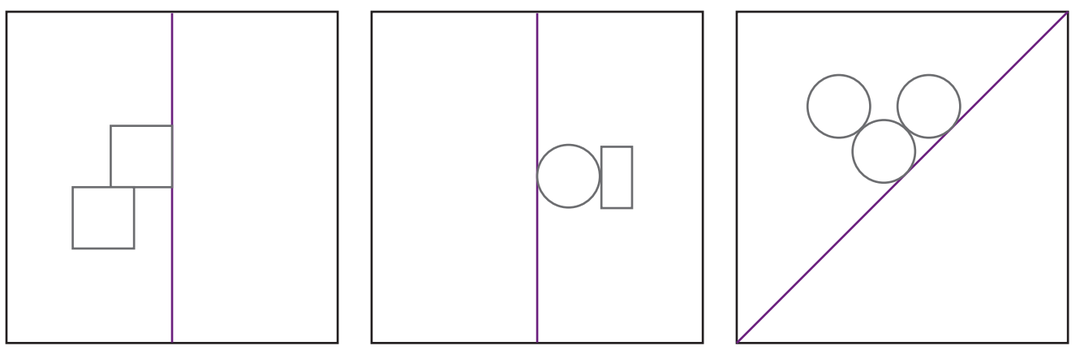

Square moves

a game for 2 players

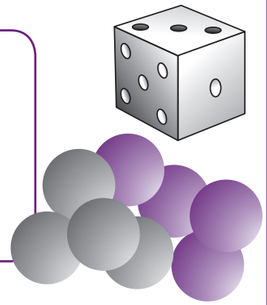

You need

- 1–6 dice
- 4 counters in one colour and 4 in a different colour

Part 1

Take turns to roll the dice twice and say the numbers; those numbers tell you where to put your counter.

For example, if you roll 2 and then 3 you put a counter on (2,3).

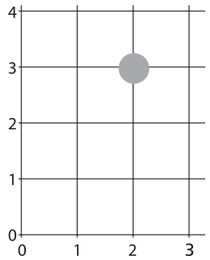

Do this until you have both put your 4 counters on the grid.

Part 2

Now take turns to move one of your own counters one step sideways or up or down.

The winner is the first person to make a square with their counters.

Sample game

Sal moved this counter down one step, and finished a square. She won the game.

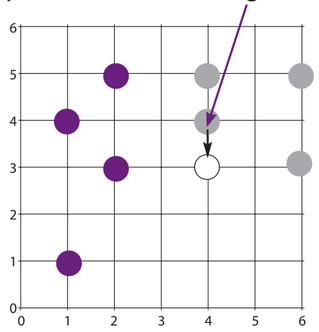

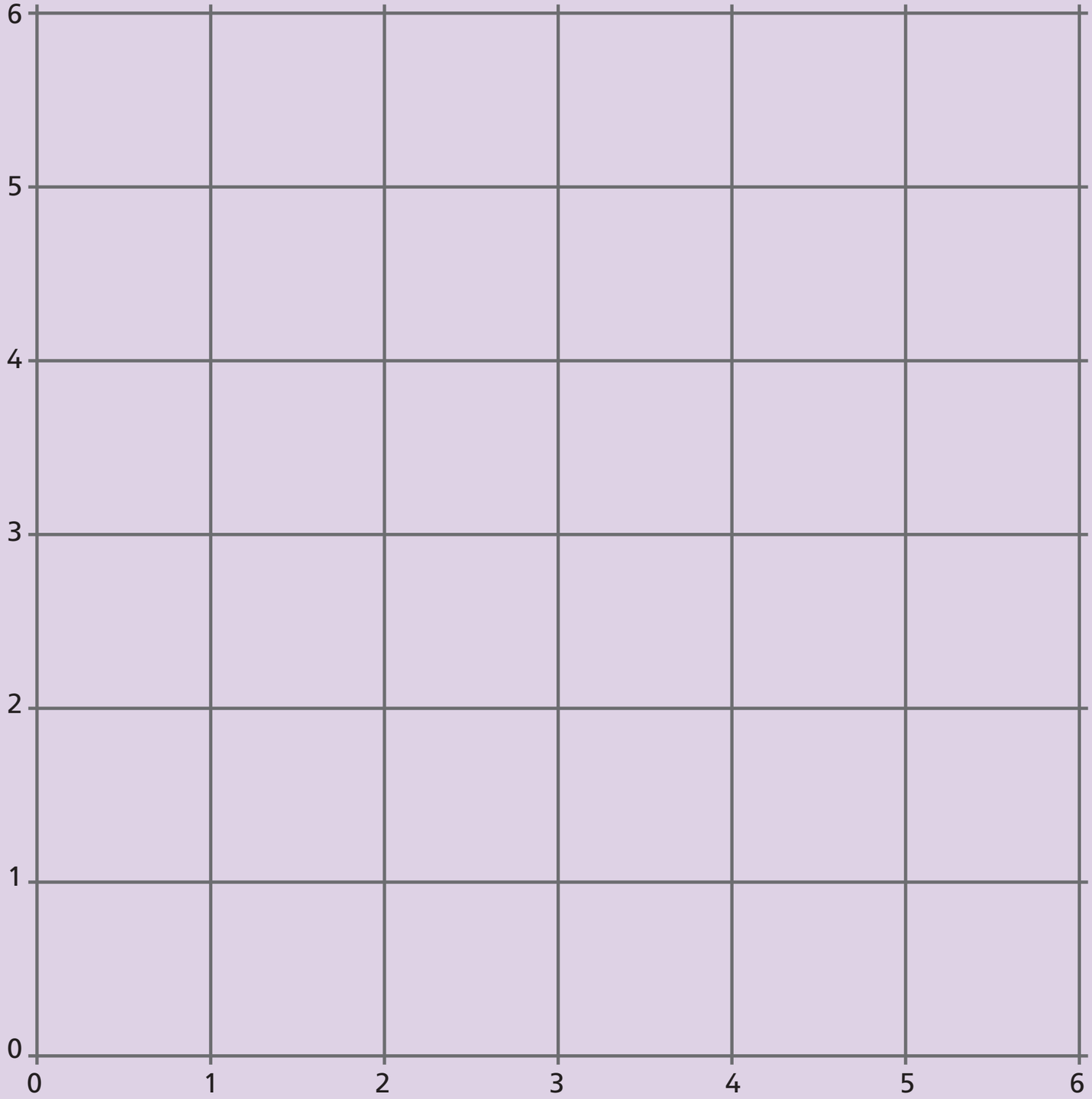

Remember to read the instructions before you play the game

I played the game

with _____

Signed _____